

3/8" TC-X100/101 Series

The TC-X 100/101 pumps are specially designed for extremely low speed fluid transfer, frequent start/stop and dead head type applications with a choice of multi-port options.

Maximum Flow Rate: 6.1 GPM (23 L/Min)
 Maximum Discharge Head: 230 ft (70 m)
 Available in: Stainless Steel, Aluminum, Pure Polypropylene,
 Glass Fiber Reinforced Polypropylene (PPG)
 Spool valve type: Legacy Valve
 Certification: CE, ATEX, FDA (SUS models)



SPECIFICATIONS				
Model	TC-X 100 Non-Metallic Pumps		TC-X 101 Metallic Pumps	
Material Code*	P "X"	P "X" -PP	A "X"	S "X"
Max Flow Rate	4.8 GPM (18 LPM)		6.1 GPM (23 LPM)	
Max Air Pressure	100 PSI (0.7 MPa)		100 PSI (0.7 MPa)	
Max Air Consumption	8.83 scfm (250 L/min)		10.6 scfm (300 L/min)	
Supply Air Pressure Range ¹	30-100 PSI (0.2-0.7 MPa)		30-100 PSI (0.2-0.7 MPa)	
Liquid Discharge Volume per cycle	1.7 oz (50 ml)		1.7 oz (50 ml)	
Connection Suction x Discharge	NPT 3/8"		NPT 3/8"	
Weight	6.6 lbs (3.0 kg)		7.7 lbs (3.5 kg)	11.5 lbs (5.2 kg)

* See Chart and Model Number nomenclature on back page for materials

Note 1: A supply air pressure of 30 PSI (0.2 MPa) or more is required to operate the pump. If the supply pressure is less than 30 PSI (0.2 MPa), the pump may not operate properly.

Pump Liquid Temperature Range: P "X", V "X" 32-140°F (0-60°C)

A "X", S "X" CR/NBR Diaphragm 32-158°F (0-70°C) TPO, PTFE Diaphragm 32-212°F (0-100°C) TPEE 32-176°F (0-80°C)

Ambient temperature: 32-158°F (0-70°C)

Slurry recommendation: 0.04; (1mm) or less

Viscosity Limit: ~500 cps (0.5 Pa-s) (Please contact your distributor for more details)

PERFORMANCE CURVES

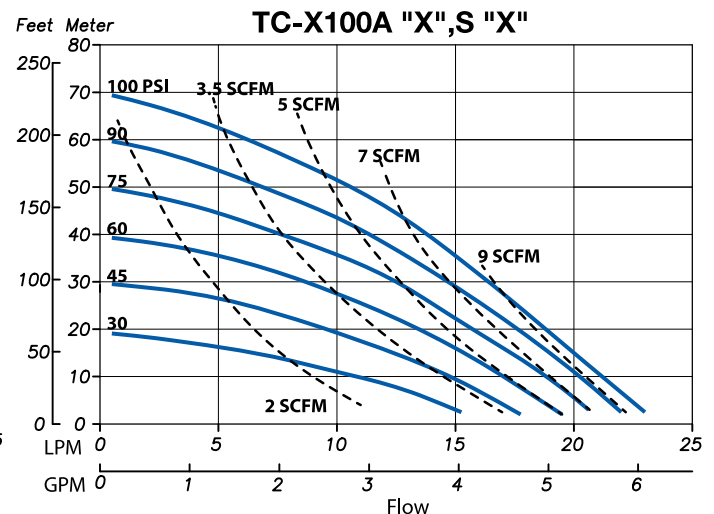
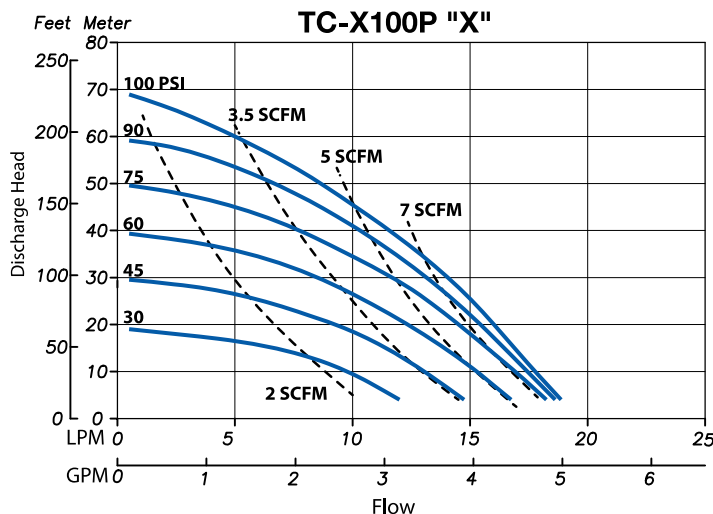
— Flow
 - - - - Air

Conditions:

4" (10 cm) flooded suction.

Ambient temperature: 79°F (26°C)

Liquid temperature: 73-77°F (23-25°C)



3/8" TC-X100/101 Series

WET END MATERIALS						
Code	Pump wetted parts	Diaphragm	Ball Valve/O-Ring	Valve Seat	Outer Diaphragm Plate	Center Body
AC	AL Alloy	Neoprene™	Neoprene™/PTFE	AL	AL	AL
AN		BUNA	BUNA/PTFE			
AT		PTFE	PTFE			
AH		Hytrel™	BUNA/PTFE			
AS		Santoprene®	EPDM/PTFE			
SC	Cast SS	Neoprene™	Neoprene™/BUNA	SS316	SS316	
SN		BUNA	BUNA			
ST		PTFE	PTFE			
SH		Hytrel™	BUNA			
SS	Santoprene®	EPDM				
PC	PPG/Pure Poly	Neoprene™	Neoprene™/BUNA	PPG/Pure Poly	PPG/Pure Poly (SS303*)	
PN		BUNA	BUNA			
PT		PTFE	PTFE			
PH		Hytrel™	BUNA			
PS		Santoprene®	EPDM			

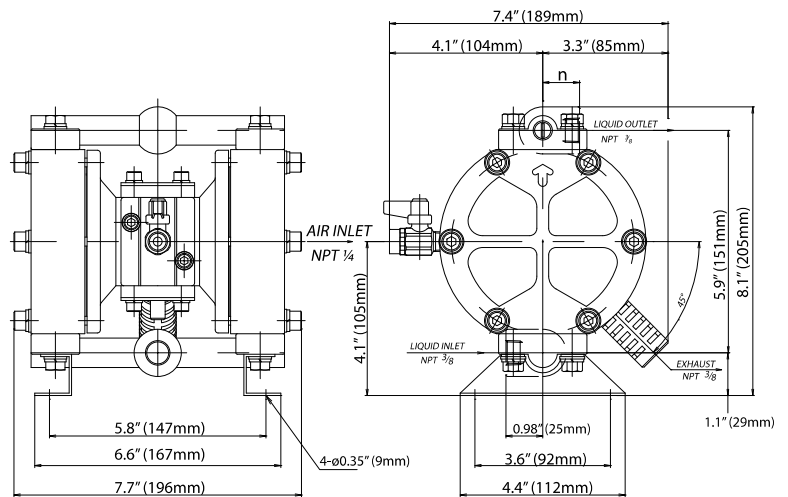
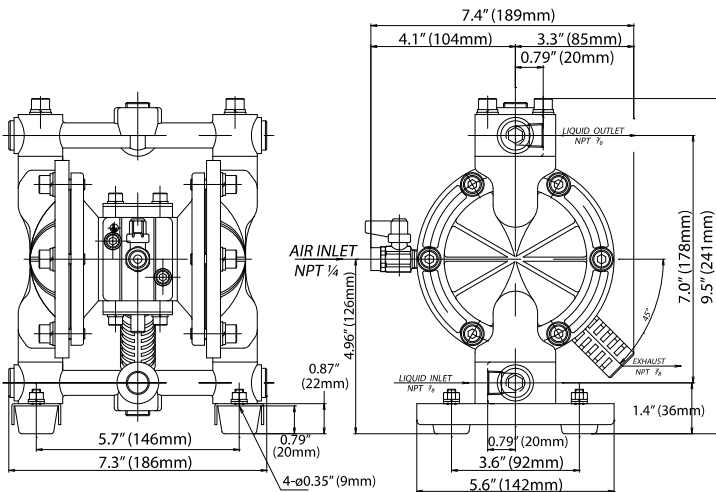
AL Alloy Aluminum Alloy (ADC12)
 AL Aluminum (A5056)
 Neoprene™ Chloroprene Rubber (CR)
 BUNA Nitrile Rubber (NBR)
 Cast SS Cast Stainless Steel (SCS14)
 *SS303 Stainless Steel (Insert material)
 SS316 Stainless Steel Grade 316
 PPG Glass Fiber Reinforced Polypropylene
 PTFE Polytetrafluoroethylene (Teflon®)
 PVDF Polyvinylidene Fluoride (Kynar®)
 Hytrel™ Thermoplastic Polyester Elastomer (TPEE)
 Santoprene® Thermoplastic PolyOlefin (TPO)
 Pure Poly Pure Polypropylene (PP)
 EPDM Nordel

*SS316 Multi-port Plug Material (metal pumps)

DIMENSIONS

TC-X100A, S (max dimensions shown)

TC-X100P, P-PP (max dimensions shown)



MODEL NUMBER NOMENCLATURE

