

1" TC-X253 Series (Metallic)

The TC-X253 pumps are heavy duty pumps with excellent leak resistance, exceptional flow performance and high reliability. They offer high flow rates and solids handling. Featuring the new Looped C™ Air Motor Technology (patent pending). New Air EcoRing feature (patent pending) provides lower air consumption.

Maximum Flow Rate: 58.1 GPM (220 L/Min)

Maximum Discharge Head: 230 ft (70 m)

Maximum Solid Size: 6.5 mm

Available in: Stainless Steel, Aluminum, Cast Iron

Spool valve type: C-Spring Valve

Certification: CE, ATEX, FDA (SUS models)



SPECIFICATIONS						
Material Code*	A"X"	S"X"	F"X"	AT	ST	FT
Max Flow Rate	58.1 GPM (220 LPM)			50.2 GPM (190 LPM)		
Max Air Pressure	100 PSI (0.7 MPa)					
Max Air Consumption	70.6 scfm (2000 L/min)			63.6 scfm (1800 L/min)		
Supply Air Pressure Range ¹	30-100 PSI (0.2-0.7 MPa)					
Liquid Discharge Volume per cycle	27 oz (800 mL)			22 oz (650 mL)		
Connection Suction x Discharge	NPT 1" (NPT 1½" option)					
Weight	24.3 lbs (11 kg)	45.2 lbs (20.5 kg)		24.3 lbs (11 kg)	45.2 lbs (20.5 kg)	

* See Chart and Model Number nomenclature on back page for materials

Note 1: A supply air pressure of 30 PSI (0.2 MPa) or more is required to operate the pump. If the supply pressure is less than 30 PSI (0.2 MPa), the pump may not operate properly.

Pump Liquid Temperature Range: 32-158°F (0-70°C)

Ambient Temperature: 32-158°F (0-70°C)

Slurry Recommendation: 0.25" (6.5mm) or less

Limitation of viscosity: Suction lift ~3000 cps (3 Pa·s) Force in ~8000 cps (8 Pa·s)

PERFORMANCE CURVES

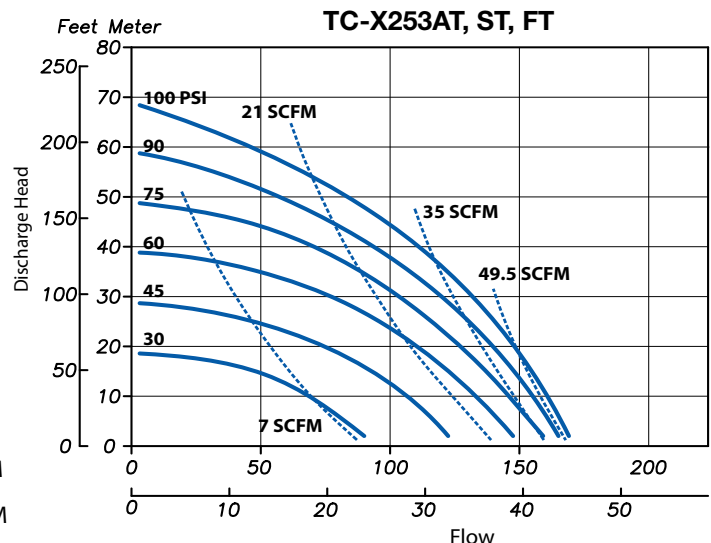
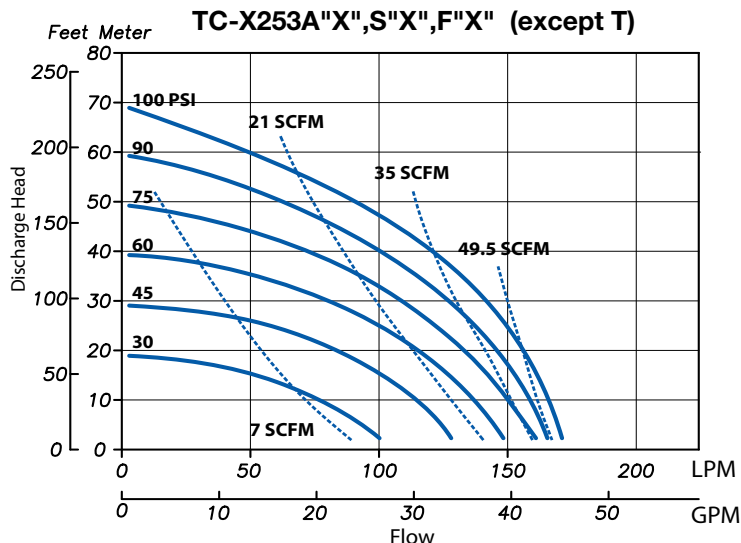
— Flow
- - - - Air

Conditions:

4" (10 cm) flooded suction.

Ambient temperature: 70°F (21°C)

Liquid temperature: 70-73°F (21-23°C)



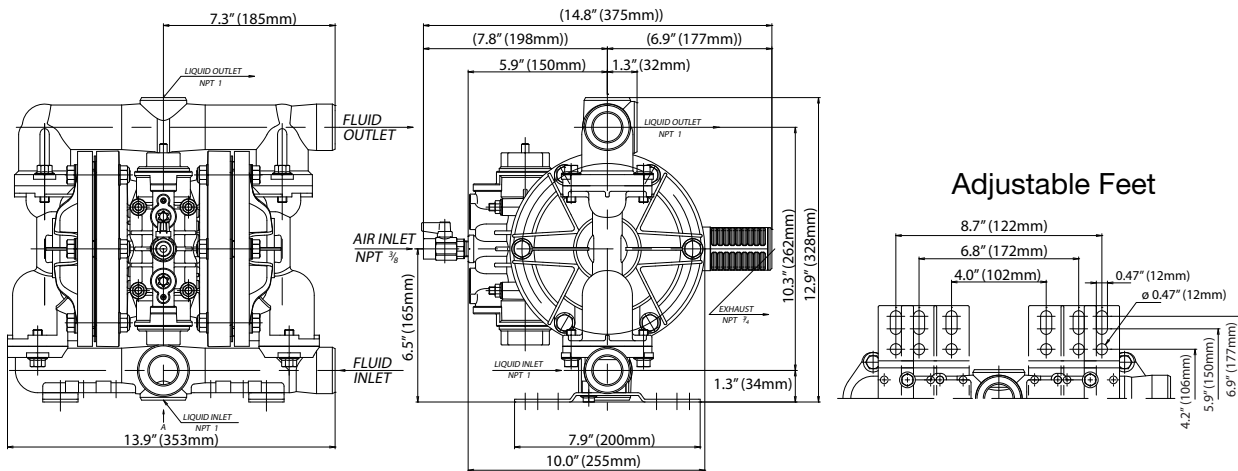
1" TC-X253 Series (Metallic)

WET END MATERIALS						
Code	Pump wetted parts	Diaphragm	Ball Valve/Seat	Valve Stopper	Outer Diaphragm Plate	Center Body
AC	AL Alloy	Neoprene™	Neoprene™	SS316	AL	PPG or AL
AN		BUNA	BUNA			
AE		EPDM	EPDM			
AV		Viton®	Viton®			
AT		PTFE	PTFE			
AH		Hytrel™	BUNA			
AS		Santoprene®	EPDM			
SC		Cast SS	Neoprene™			
SN	BUNA		BUNA			
SE	EPDM		EPDM			
SV	Viton®		Viton®			
ST	PTFE		PTFE			
SH	Hytrel™		BUNA			
SS	Santoprene®		EPDM			
FC	Cast Iron		Neoprene™		Neoprene™	
FN		BUNA	BUNA			
FE		EPDM	EPDM			
FV		Viton®	Viton®			
FT		PTFE	PTFE			
FH		Hytrel™	BUNA			
FS		Santoprene®	EPDM			

AL Alloy Aluminum Alloy (ADC12)
 AL Aluminum (A5056)
 Neoprene™ Chloroprene Rubber (CR)
 BUNA Nitrile Rubber (NBR)
 Cast SS Cast Stainless Steel (SCS14)
 SS316 Stainless Steel Grade 316*
 Cast iron Cast Iron S45C
 PPG Glass Fiber Reinforced Polypropylene
 PTFE Polytetrafluoroethylene (Teflon®)
 Hytrel™ Thermoplastic Polyester Elastomer (TPEE)
 Santoprene® Thermoplastic PolyOlefin (TPO)
 Viton® Fluoroelastomer (FKM)
 EPDM Ethylene propylene diene monomer (Nordel™)

* SS316 Multiport plug material

DIMENSIONS TC-X253A,S,F



MODEL NUMBER NOMENCLATURE

Pump Connection Size
253 (1" x 1")

Center Body Material
Blank: PPG MT: Aluminum

TC-X 253 A T - [] - NPT - SP25

Spacers
Available to match competitor dimensions

Pump Body Material (wetted)
 A: Aluminum (ADC12)
 S: Cast Stainless Steel (SCS14)
 F: Cast Iron (S45C)

Diaphragm Material
 T: PTFE
 H: Hytrel™ (TPEE)
 S: Santoprene® (TPO)
 C: Neoprene™ (CR)
 N: BUNA (NBR)
 V: Viton® (FKM)
 E: EPDM

Connection Type
 NPT: Threaded FDA: Sanitary Clamp Fittings